

Brown County Junior Fair DUNF Completion List

If your animal project is listed below, fill out the electronic Brown County DUNF before Friday September 25th at 11:59pm.

Cattle

Large Market Beef (steer/heifer) All should use RFID tag numbers
Lactating Dairy Cattle (cow not a heifer; even if currently dry)

Swine

Market Hog (barrow/gilt)

Goat

Dairy Market (wether/doe) **Must use scrapie ID#**
Meat Market (wether/doe) **Must use scrapie ID#**
Lactating Dairy Goats (even if currently dry)

Poultry (will be assigned ID# once onsite, put N/A in the blank for now; for PENs of animals, treat them as one animal ex. Meat Pen of Chickens)

Market Chicken (single and pen)

Market Turkey

Market Duck

Sheep

Market Lamb (wether/doe) **Must use Scrapie ID#**

If your animal is not listed above, you do not need to fill out a DUNF. This includes rabbits (market or exhibition), a horse/donkey, a breeding animal, an exhibition/fancy, pack/harness only or is too young to lactate, you DO NOT need to fill out a DUNF.

All swine exhibitors will also need to complete the Ractopamine Affidavit at this time. <http://go.osu.edu/brownracfree>



THE OHIO STATE UNIVERSITY

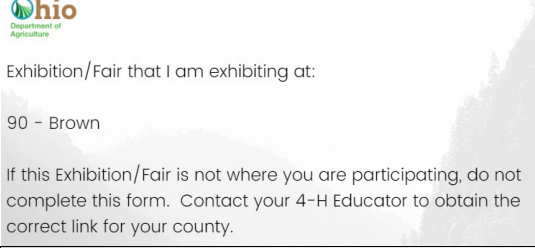

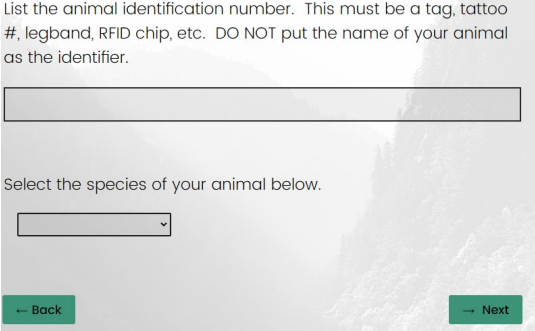
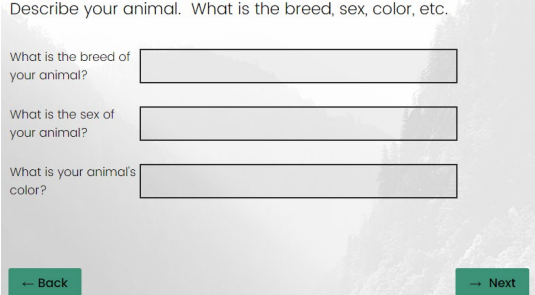
COLLEGE OF FOOD, AGRICULTURAL,
AND ENVIRONMENTAL SCIENCES

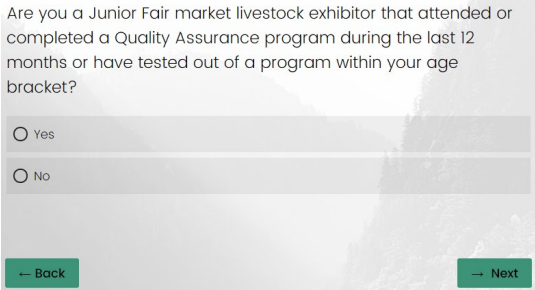


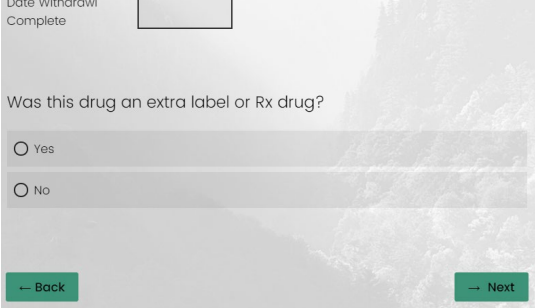


brown.osu.edu

CFAES provides research and related educational programs to clientele on a nondiscriminatory basis. For more information, visit cfaesdiversity.osu.edu. For an accessible format of this publication, visit cfaes.osu.edu/accessibility.

ONLINE DUNF COMPLETION

<p>Complete required form online this year!</p> <p>Visit http://go.osu.edu/browndunf</p>	<p style="text-align: center;">Visit</p> <p style="text-align: center;">http://go.osu.edu/browndunf</p>
<p>1. You will see 90 – Brown County at the top.</p>	
<p>2. Fill out all info on the page including first and last name, address, email, and phone. Complete current age of exhibitor in the drop down.</p> <p>Click next.</p>	
<p>3. List animal identification number (tag, tattoo #, legband, RFID chip, ear notch, etc.) DO NOT PUT NAME OF ANIMAL.</p> <p>Select species from drop down. -If you don't see your species, you do not need to fill this out.</p> <p>Click next.</p>	
<p>4. Describe animal. Fill in breed, sex, color, etc.</p> <p>Click next.</p>	

<p>5. Answer question if you participated in QA within last 12 months or tested out.</p> <p>Click next.</p>	
<p>6. Answer the question if the animal is free of medication.</p> <p>Click next.</p> <p>If you answer yes, move down to number 10.</p> <p>If you click that your animal is not free of medication, continue to follow below to number 7.</p>	
<p>7. Answer how many medications you used that the withdrawal time has NOT passed.</p> <p>Click next.</p>	
<p>8. Complete the questions specific about the medication. Prepare to fill out treatment date, condition being treated, name of medication, amount (dose), route (IM, IV, SQ, oral), withdrawal time, date withdrawal complete). Youth need to answer if this medication was extra label of Rx. You will complete this for each medication you used that the withdrawal time has not elapsed.</p> <p>Click next.</p>	

9. Please note that if you mark that the medication is a prescription you will need to fill out the contact information for your veterinarian.

If you marked that the medication was not prescription, you will not fill this section out.

Click next.

A veterinarian must have prescribed this medication. List the licensed veterinarian's name and address who prescribed or directed the treatment.

First Name of Veterinarian

Last Name of Veterinarian

Full Address of Veterinarian

Phone Number of Veterinarian

[← Back](#)

[→ Next](#)

10. When you are finished, you will then sign as exhibitor/owner and have parent/guardian sign. Then submit and you are finished.

Click next.

Exhibitor/Owner Signature

[clear](#)

Parent/Guardian Signature

[clear](#)

[← Back](#)

[→ Next](#)

11. You can see the pdf of what was submitted.

Save a copy for your records.

We thank you for your time spent taking this survey.
Your response has been recorded.

Below is a summary of your responses

[Download PDF](#)

Please select the exhibition/fair name from the dropdown list below.